

DATA SHEET

Rolling shutter SB 120 A

Main properties

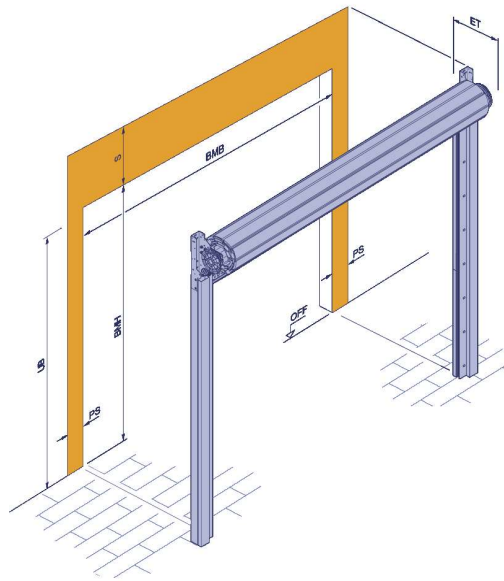


Resistance to wind load
Class 2 - 4



Water tightness
Class 0

The HR 120 A profile is the ideal solution for unheated buildings. The mill-finished version is the standard surface finish for this profile. The profile exterior of the coil-coated surface finish features high-quality colour coating. Interior in Basalt grey, RAL 7012, if colour-coated to choose.



The values depend on the configuration of the door.

Door size

Width (BMB)	1750 – 5000 mm
Height (BMH)	2000 – 4500 mm

Table of standard values in mm

Door height	2250	2500	2750	3000	3250	3500	3750	4000	4250	4500
Required headroom (S)	468	477	477	485	485	493	518	518	527	527
Fitting depth (ET)	373	382	382	390	390	398	423	423	432	432

Product description	
Type	HR 120 A
Material	Single-skinned aluminium
Surfaces without colour coating	Bright-rolled without protective paint
Surfaces with colour coating	High-quality coil coating
Standard colours	RAL 9002, 9006
Preferred colours*	RAL 9016, 9007, 8028, 7016, 6005, 5010, 3000
Special colours	Possible on request
Profile height	119 mm
Curtain weight	Approx. 6.0 kg/m ²
Fastening options	Concrete, steel, brickwork, timber
Operator / actuation	Manual operation, WA 250 R, WA 300 R S4, WA 300 AR S4
Max. number of cycles per day (24 h)	50

Differences in appearance between two doors may occur for technical reasons.

Equipment		
Break-in resistance equipment	Wind lock	●
	Internal locking	○
	Internal / external locking	○
Security features	Safety catch	●
Side door	Matching the door	○
Window	Standard arrangement	○
	Logistics arrangement	○
Ventilation laths	Ventilation laths HR 120 aero	○

● Standard ○ Optional

Performance characteristics		Achievable values	
Resistance to wind load according to EN 12424	Max. door width 3500 mm	Class	4
	Max. door width 4000 mm		3
	Max. door width 5000 mm		2
Thermal insulation Appendix B EN 12428 Door size 4000 × 4000 mm	Individual door section (U = W/(m ² ·K))	W/(m ² ·K)	-
	Fitted (U=W/(m ² ·K))		-
Acoustic rating	Shutter 3.5 × 2 m, fitted (RW = dB)	R [dB]	-
Water tightness according to EN 12425		Class	0

Note: Maximum wind load only for standard rolling shutters without window profiles

Minimum requirements for the building structure

Concrete

Strength class C 20/25
 Thickness 140 mm
 Standard EN 206-1

steel

Strength class S235-JRG2
 Thickness 5 mm
 Standard EN 10027-1

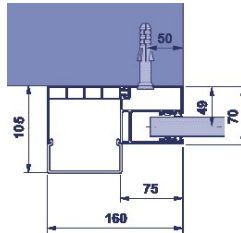
Brickwork

Strength class 12 / mortar group II
 Thickness 240 mm
 Standard DIN 1053-1

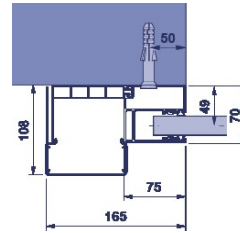
Timber

Coniferous wood: C24 / quality category II
 Thickness 120 mm
 Standard DIN 1052 (EC5)

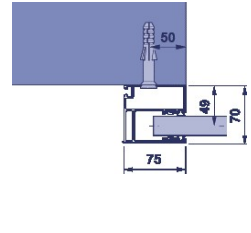
Standard fitting for side guide FS160



with spring chamber and AFK

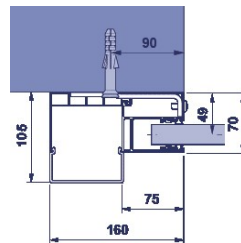


with spring chamber and AFA

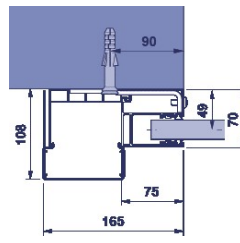


without spring chamber

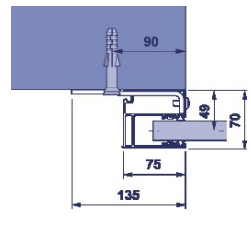
Angle fitting for side guide FS160



with spring chamber and AFK



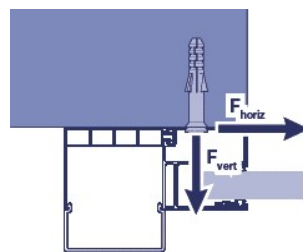
with spring chamber and AFA



without spring chamber

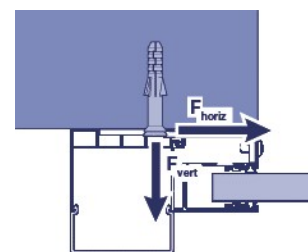
Maximum load at the fixing point – side guide FS160

Standard fitting



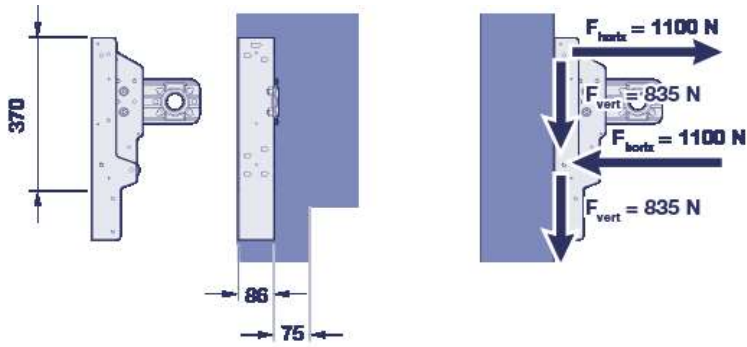
q_{horiz} [kN/m]	3,75
q_{vert} [kN/m]	2,5

Angle fitting



q_{horiz} [kN/m]	1,0
q_{vert} [kN/m]	3,0

Support bracket / maximum load at the fixing point



The information above, in particular the specifications and illustrations, is not binding and does not constitute an agreement on quality or a guarantee. Changes and errors are expressly reserved. The data sheet is subject to copyright. No part may be reproduced without our prior permission.