

DATA SHEET

Main properties



Water tightness
Class 0

Product features


Pull-out protection

The values depend on the configuration of the rolling grille.

Rolling grille TGT HG-L

The elegant and space-saving aluminium version is particularly suitable for use in collective garages.

Grille and honeycomb connections with aluminium crossbars provide protection to exclude the possibility of reaching through.



HG-L, aluminium

Door size

Width (BMB)	1000 – 6000 mm
Height (BMH)	2000 – 2400 mm

Table of standard values in mm	WA 300 R S4			WA 300 AR S4		
	2000	2250	2400	2000	2250	2400
Door height	2000	2250	2400	2000	2250	2400
Required headroom (ST)	325	330	335	385	385	385
Fitting depth (ET)	370	370	370	370	370	370

Product description	
Type	HG-L
Material	Aluminium
Profile height	80 mm
Surfaces without colour coating	Mill-finished
Surfaces with colour coating	to choose or anodised natural finish
Curtain weight	Approx. 6.5 kg/m ²
Fastening options	Concrete, steel, brickwork, timber
Ventilation cross-section	approx. 77%
Operator / actuation	WA300 R S4, WA300 AR S4
Max. number of cycles per day (24 h)	300

Differences in appearance between two doors may occur for technical reasons.

Equipment		
Break-in resistance equipment	Pull-out protection	●
	Internal locking	○
	Internal / external locking	○
Security features	Safety catch	●
Side door	Matching the door	○

● Standard ○ Optional

Performance characteristics		Achievable values	
Resistance to wind load according to EN 12424		Class	-
Thermal insulation Appendix B EN 12428 Door size 4000 × 4000 mm	Individual door section (U = W/(m ² ·K))	W/(m ² ·K)	-
	Fitted (U=W/(m ² ·K))		-
Acoustic rating	Shutter 3.5 × 2 m, fitted (RW = dB)	R [dB]	-
Water tightness according to EN 12425		Class	0

Minimum requirements for the building structure

Concrete

Strength class C 20/25
 Thickness 140 mm
 Standard EN 206-1

steel

Strength class S235-JRG2
 Thickness 5 mm
 Standard EN 10027-1

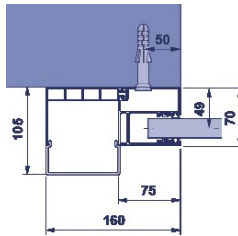
Brickwork

Strength class 12 / mortar group II
 Thickness 240 mm
 Standard DIN 1053-1

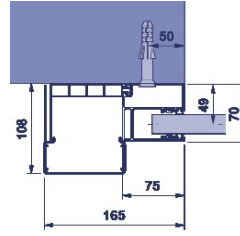
Timber

Coniferous wood: C24 / quality category II
 Thickness 120 mm
 Standard DIN 1052 (EC5)

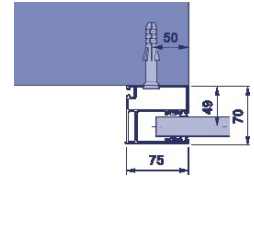
Standard fitting for side guide FS160



with spring chamber and AFK

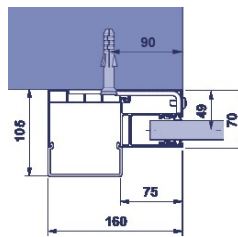


with spring chamber and AFA

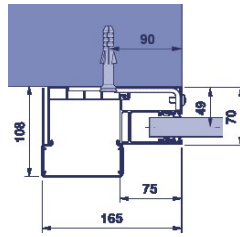


without spring chamber

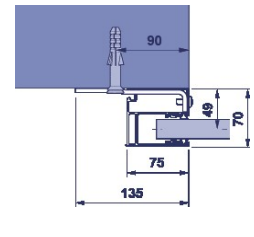
Angle fitting for side guide FS160



with spring chamber and AFK



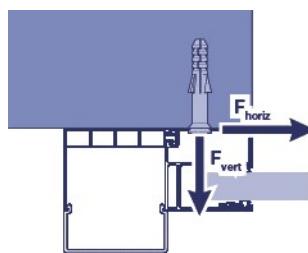
with spring chamber and AFA



without spring chamber

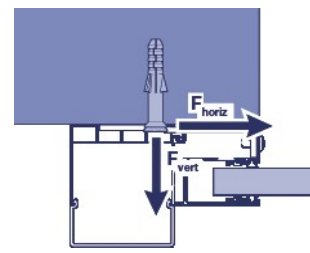
Maximum load at the fixing point – side guide FS160

Standard fitting



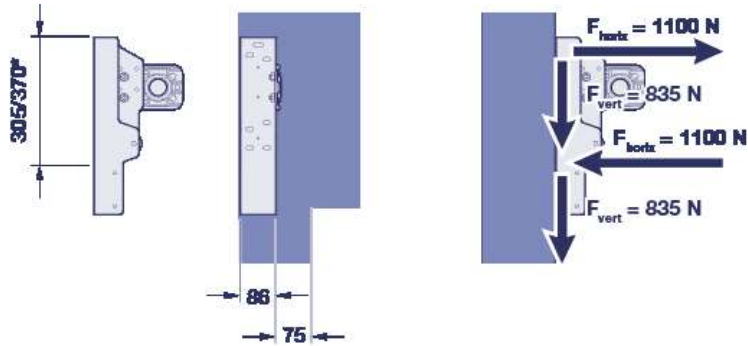
q_{horiz} [kN/m]	3,75
q_{vert} [kN/m]	2,5

Angle fitting



q_{horiz} [kN/m]	1,0
q_{vert} [kN/m]	3,0

Support bracket / maximum load at the fixing point



The information above, in particular the specifications and illustrations, is not binding and does not constitute an agreement on quality or a guarantee. Changes and errors are expressly reserved. The data sheet is subject to copyright. No part may be reproduced without our prior permission.