

## DATA SHEET

### Main function



#### Acoustic value

Up to 25 dB



#### Thermal resistance

0.51 – 0.82 W/m<sup>2</sup>K



#### CE mark

EN 13241



#### Resistance to wind load

Class 2 – 4



#### Water tightness

Class 3 (70 Pa)



#### Air permeability

Class 1 – 4

The values depend on the configuration of the door.

## SPU 67 Thermo

### Double-skinned steel sectional door with thermal break


Door sections made of double-skinned steel sections, made of hot-galvanized sheet steel, PU-foamed, with steel end caps

Surface finish (textured steel section):

Stucco: Exterior S-ribbed, Stucco-textured with horizontal ribbing with a spacing of 125 mm, interior Stucco-textured

Micrograin: Exterior L-ribbed Micrograin, interior Stucco-textured

Height of door sections 625/750 mm (door width max. 6000 mm) or 500/375 mm (combination of 2 door section heights within the door)



Door size	Without wicket door	With wicket door
Max. width (mm)	10000	7000
Max. height (mm)	7500	7500

K. Construction and quality features		Function
Design	Self-supporting	•
Depth in mm	67	•
Material, door leaf	Steel section, double-skinned, thermal break	•
Surface finish, door leaf	Galvanized steel, high-quality coating based on RAL 9002	•
	Galvanized steel, high-quality coating based on RAL 9006/RAL to choose	○
Wicket door		○
Side doors	NT 60 / NT 80 Thermo matching the door	○
Glazing	Section window type A, type D, type E aluminium glazing frame	○
Seals	All-round on 4 sides	•
	Intermediate seal between the door sections	•
ThermoFrame		○
Locking system	Inside locking	•
	Outside/inside locking	○
Security features	Anti-lift kit	•
	RC2 security features	○
Safety features in acc. with EN 13241	Finger trap protection	-
	Side trap guard	•
	Safety catch	•
Fastening options	Concrete	•
	Steel	•
	brickwork	•
	Others on request	

• Standard    ○ Optional    - Not available

Performance characteristics		Door without wicket door	Door with wicket door
Resistance to wind load according to EN 12424	Class	3 <sup>2)</sup> 4 <sup>1)2)</sup>	2 <sup>2)</sup> 3 <sup>1)2)</sup>
	Class	3 (70 Pa)	3 (70 Pa)
Water tightness acc. to EN 12425	Class	3 (70 Pa)	3 (70 Pa)
	Class	2 4 <sup>3)4)5)6)</sup>	1
Air permeability acc. to EN 12426	Class	2 4 <sup>3)4)5)6)</sup>	1
	R [db]	25 <sup>3)</sup>	24 <sup>3)</sup>
Thermal insulation U-value = W/(m²K) according to EN 13241, Appendix B, with a door surface 5000 × 5000 mm	W/m²K	0.62 0.51 <sup>4)</sup>	0.82 0.75 <sup>4)</sup>
	CE mark	EN 13241	

Note: Higher classes and better thermal insulation values or acoustic values on request!

1) For door widths up to 4000 mm

2) Lower class rating may apply for doors with compound window

3) For doors without glazing frame

4) With ThermoFrame

5) With optional increased air-tightness set

6) Only with surface finish Micrograin

## Depth

67 mm

## Fastening options

Concrete

Steel

brickwork

Others on request

## Seals

All-round on 4 sides

Intermediate seal between the door sections

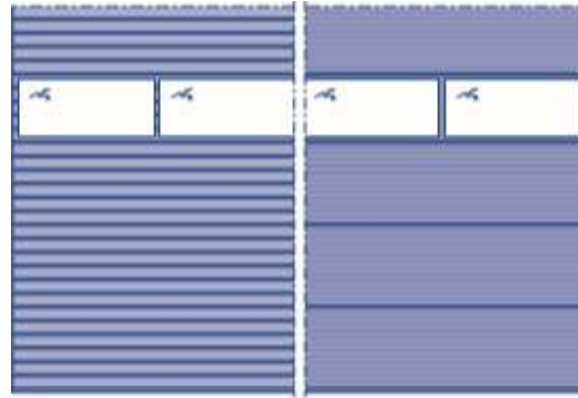
## locking

Shootbolt


Rotary latch

Floor locking

## Glazing



Version with glazing frame



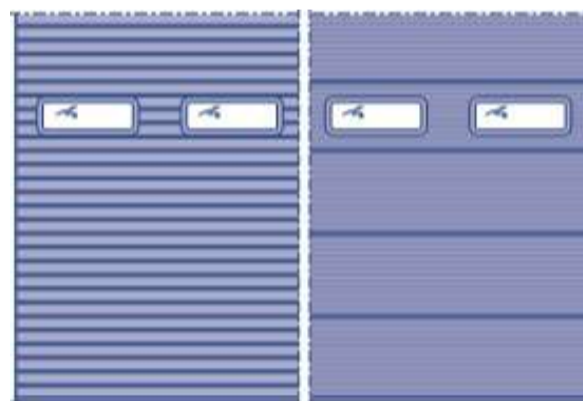
Version with compound window

Type D

Glazing dimension (W × H): 680 × 210

Clear view (W × H): 602 × 132

Clear view (W × H): 602 × 132



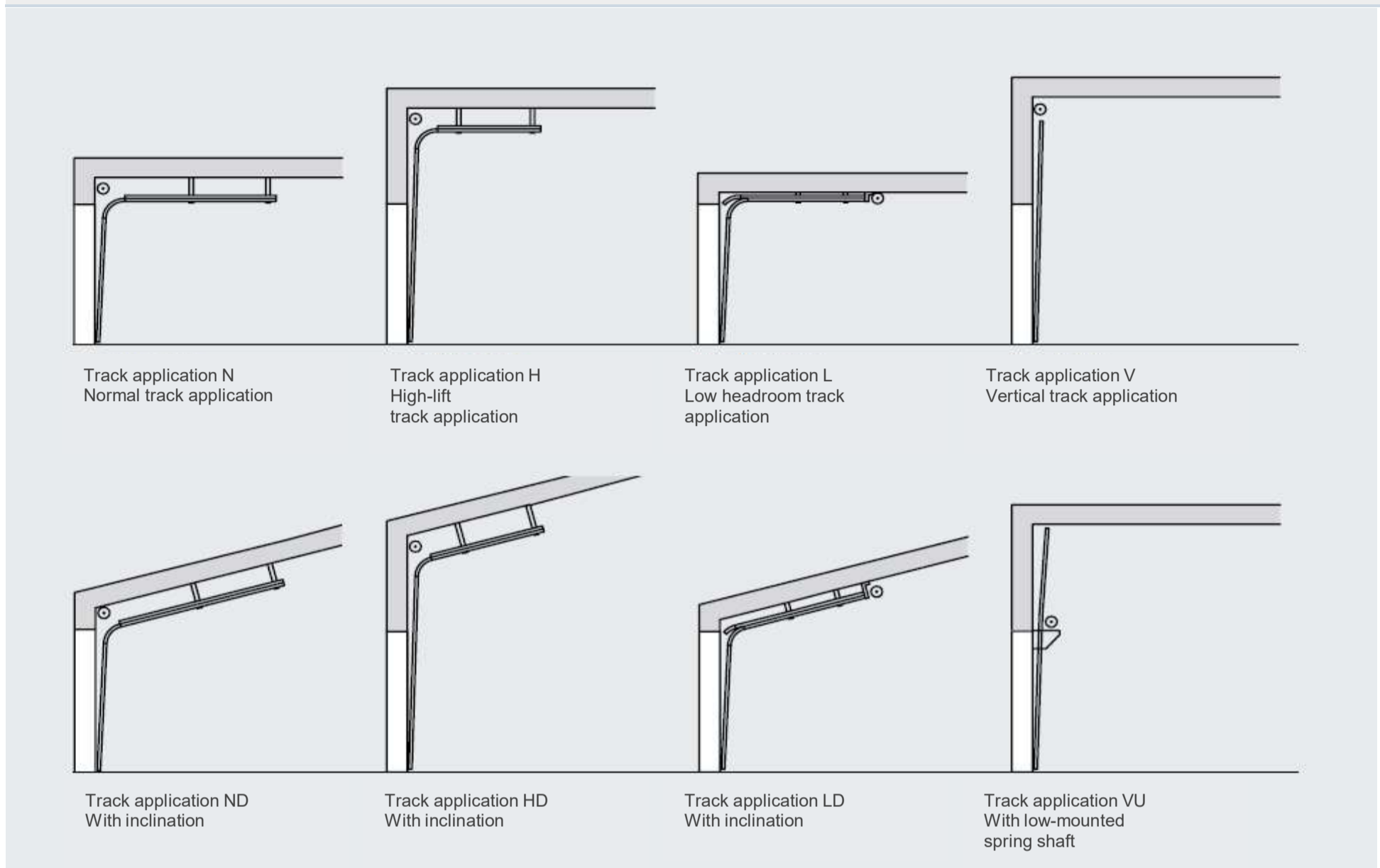
Version with compound window

Type A

Glazing dimension (W × H): 710 × 320

Clear view (W × H): 635 × 245

## Track application



All available fitting variants can be found in the valid technical manual or the product configurator.

The information above, in particular the specifications and illustrations, are not binding and do not constitute an agreement on quality or a guarantee. Changes and errors are expressly reserved. The data sheet is subject to copyright. No part may be reproduced without our prior permission