


DATA SHEET


Main function


dB **Acoustic value**
Up to 23 dB

U_D **Thermal resistance**
1.9 – 3.1 W/m²K

CE **CE mark**
EN 13241

 **Resistance to wind load**
Class 2 – 4

 **Water tightness**
Class 3 (70 Pa)

 **Air permeability**
Class 1 – 2

The values depend on the configuration of the door.

APU F42 Thermo

Glazed aluminium sectional door with thermal break with steel bottom section

Door sections (glazing frames) made of anodised aluminium extrusion profiles, with thermal break, with steel end caps

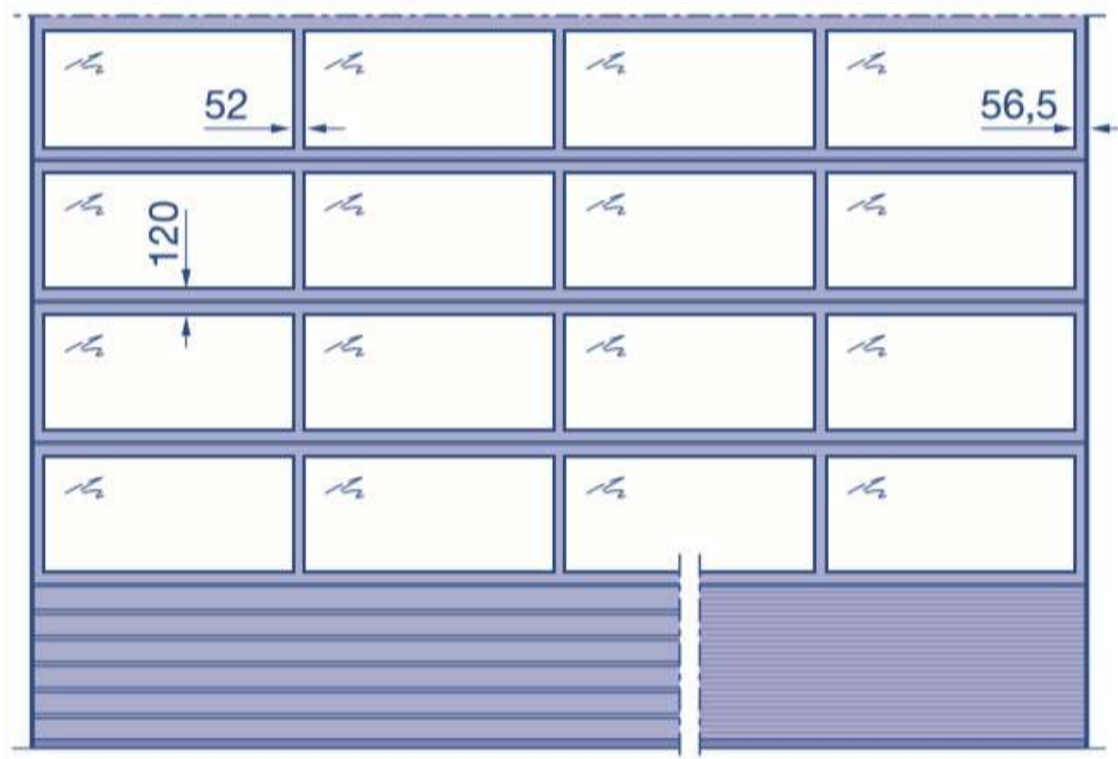
Infill type: Duratec[®]-coated clear synthetic double pane, 26 mm

Steel bottom section made of double-skinned steel sections, made of hot-galvanized sheet steel, PU-foamed, with steel end caps, bottom section height 750 mm (standard)

Surface finish (textured steel section):

Stucco: exterior S-ribbed, Stucco-textured with horizontal ribbing with a spacing of 125 mm, interior Stucco-textured

Micrograin: exterior L-ribbed Micrograin, interior Stucco-textured



Door size	Without wicket door	With wicket door
Max. width (mm)	7000	7000
Max. height (mm)	7500	7500

Construction and quality features		Function
Design	Self-supporting	•
Depth in mm	42	•
Material, door leaf	Steel section, double-skinned	•
	Aluminium profile with thermal break	•
Surface finish, door leaf	Galvanized steel, high-quality coating based on RAL 9006/anodised aluminium E6/C0	•
	Galvanized steel, high-quality coating based on RAL 9002/RAL to choose	○
	Aluminium, high-quality coating based on RAL to choose	○
Wicket door		○
Side doors	NT 60 / NT 80 Thermo matching the door	○
Glazing	Aluminium glazing frames	•
Seals	All-round on 4 sides	•
	Intermediate seal between the door sections	•
ThermoFrame		○
Locking system	Inside locking	•
	Outside/inside locking	○
Security features	Anti-lift kit	•
	RC2 security features	-
Safety features in acc. with EN 13241	Finger trap protection	•
	Side trap guard	•
	Safety catch	•
Fastening options	Concrete	•
	Steel	•
	brickwork	•
	Others on request	

• Standard ○ Optional - Not available

Performance characteristics		Door without wicket door	Door with wicket door
Resistance to wind load according to EN 12424	Class	3 4 ¹⁾	2 3 ¹⁾
Water tightness acc. to EN 12425	Class	3 (70 Pa)	3 (70 Pa)
Air permeability acc. to EN 12426	Class	2	1
Acoustic value acc. to EN ISO 717-1	R [db]	23	22
Thermal insulation U-value = W/(m²K) according to EN 13241, Appendix B, with a door surface 5000 × 5000 mm	W/m²K	2.9 1.9 ^{2) 3)}	3.1 2.1 ^{2) 3)}
CE mark	EN 13241		

Note: Higher classes and better thermal insulation values or acoustic values on request!

1) For door widths up to 4000 mm

2) With ThermoFrame

3) Specifications with regard to the thermal insulation value with double climatic pane (optional)

Depth

42 mm

Fastening options

- Concrete
- Steel
- brickwork
- Others on request


Seals

All-round on 4 sides
Intermediate seal between the door sections

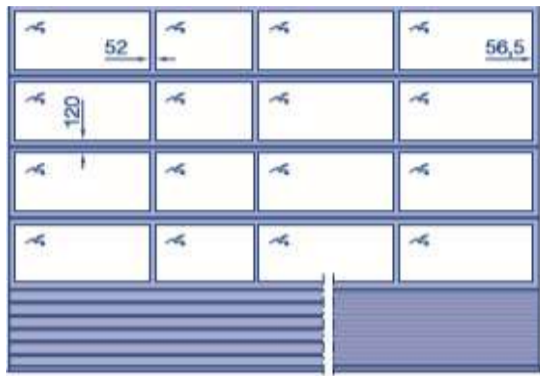
Locking

- Shootbolt
- Rotary latch
- Floor locking

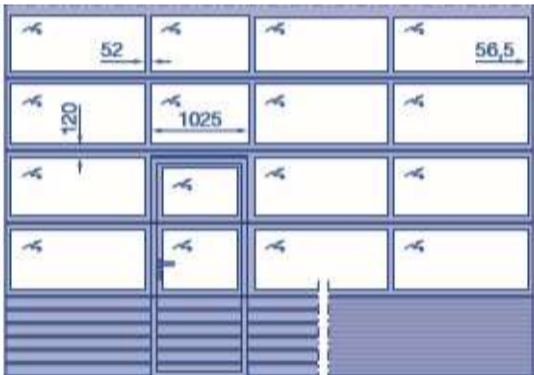
Glazing



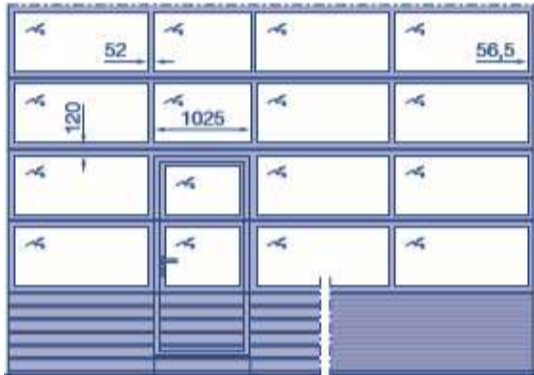
Basic model (without wicket door)
With uniform field division
along the width



Basic model (without wicket door)
Field division along the width
Matching doors with wicket door

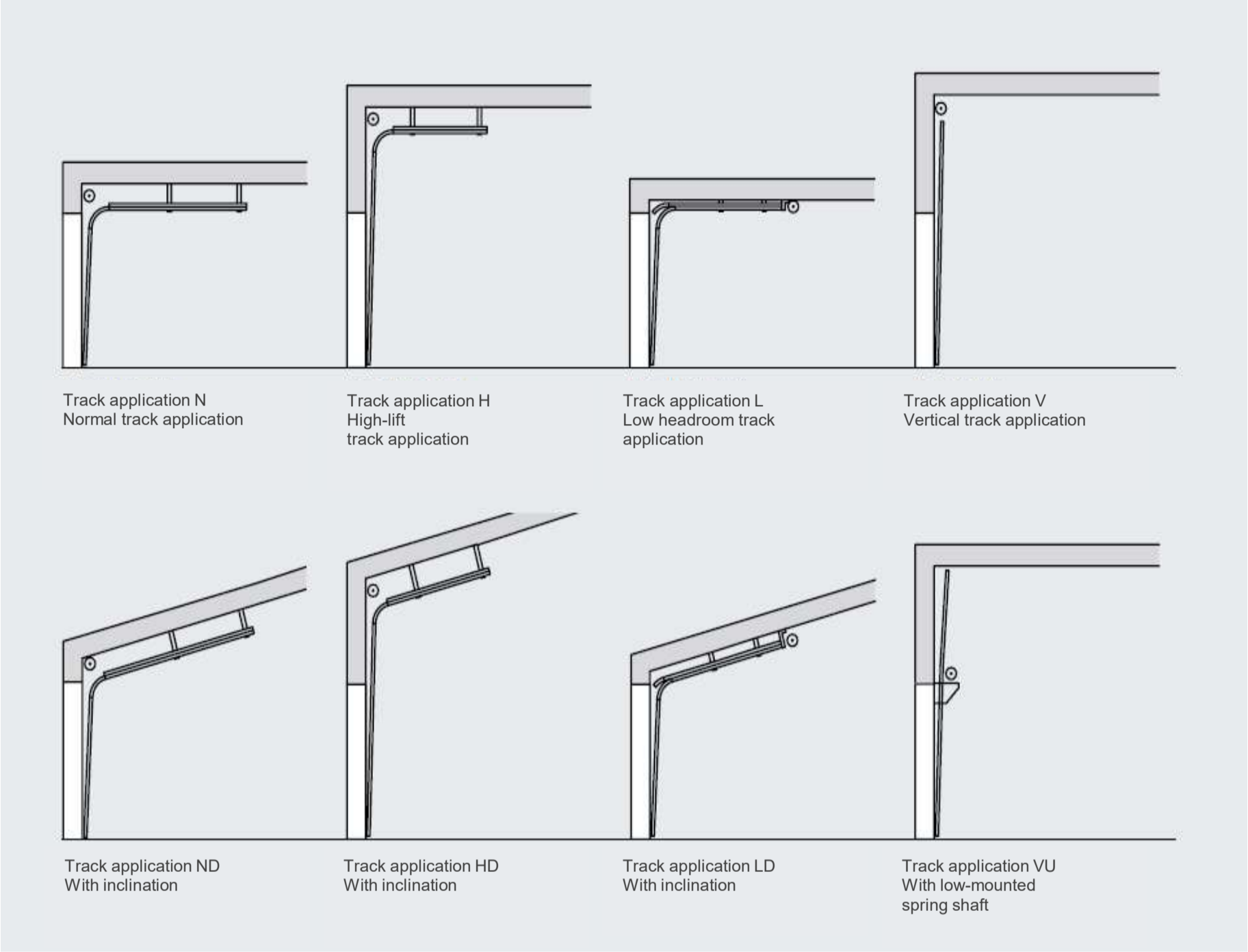


Version with wicket door
With trip-free threshold



Version with wicket door
and threshold rail

Track application



All available fitting variants can be found in the valid technical manual or the product configurator.

The information above, in particular the specifications and illustrations, are not binding and do not constitute an agreement on quality or a guarantee. Changes and errors are expressly reserved. The data sheet is subject to copyright. No part may be reproduced without our prior permission.