

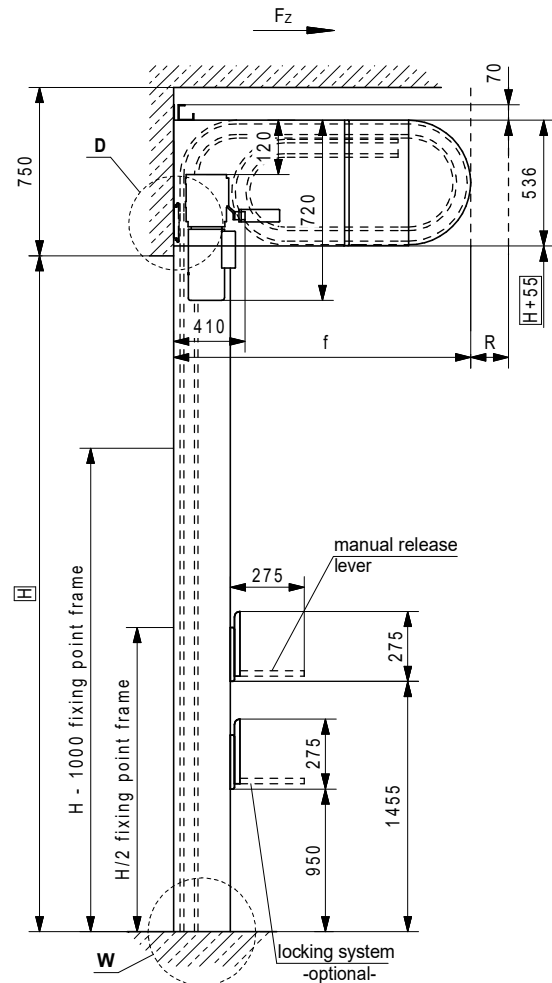
door leaf variants	"B" max.	"H" max.
compl. aluminium laths or with max. 10 sight laths (split 2 alu-, 2 sightlaths)	compl. door range	
compl. sight laths	5000	7000

See AZ Control

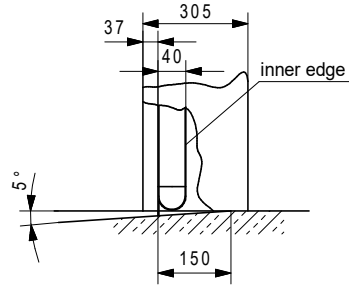


A ↓

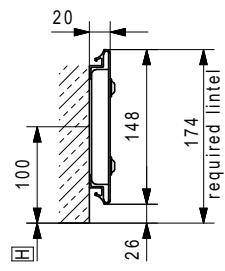
↑ A



Detail W:
water drain recommendation
floor level according to DIN EN 12489



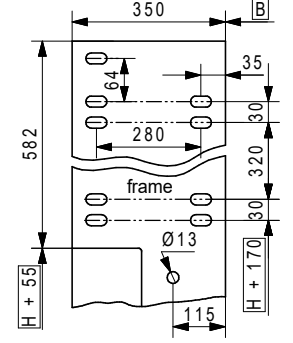
Detail D:
fixing points for sealing profile
2 points at H+100 on B/3



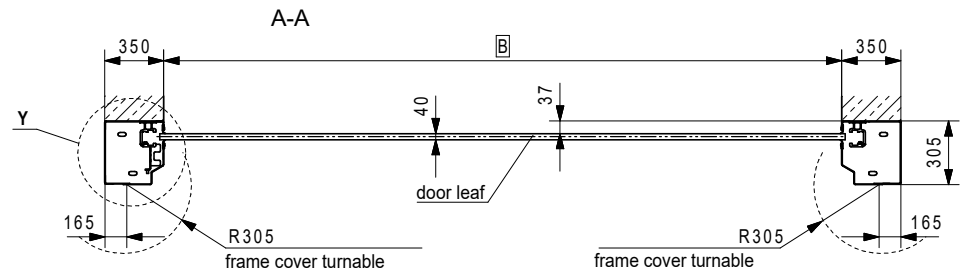
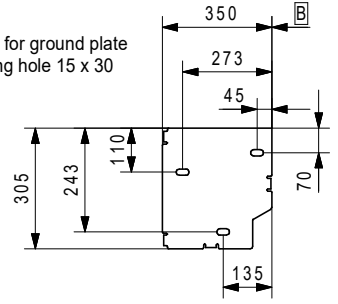
Dim.	mm	Remarks
f	1463	$H \leq 4000$
	1813	$4000 < H \leq 5000$
	2163	$5000 < H \leq 6000$
	2363	$6000 < H \leq 6700$
	2463	$6700 < H \leq 7000$
Q	ca. 80	installation clearance
QM	ca. 250	installation clearance
R	min. 350	installation clearance
B		clear width
H		clear height

Unless otherwise stated, all dimensions are in mm.

Detail X:
fixing points for frame
2 points each group of holes fixing hole 16 x 30



Detail Y:
fixing points for ground plate
3 points fixing hole 15 x 30



Height in cm	Door width in cm				
	300	400	500	600	700
250					
300					
400					
500					
600					
700					

Weitergabe, Vervielfältigung sowie Verwertung des Inhaltes dieser Zeichnung sind verboten, soweit nichts ausdrücklich vereinbart. Diese Zeichnung ist urheberrechtlich geschützt. ISO 16016

The reproduction, distribution and utilization of this drawing as well as the communication of its contents to third parties without explicit authorisation is prohibited. This drawing is protected by copyright. ISO 16016

Le dessin reste notre propriété. Il n'est pas permis de le multiplier sans notre consentement, ni de soumettre aux autres personnes ni d'abandonner à la concurrence pour quelques intentions. Ce dessin est protégé par le droit d'auteur. ISO 16016

	Date	Name
Drawn	02.11.2022	Breznikar
Appr.		

EFAFLEX
schnelle und sichere Tore

EFAFLEX Tor- und Sicherheitssysteme GmbH & Co.KG
Fliederstraße 14
D-84079 Bruckberg

HIGH-SPEED SPIRAL DOOR
"ÜS" - version
oval spiral

Type: EFA-SST® -ÜS
Drawing No.: 235 A13
Repl. for: 235 A12