

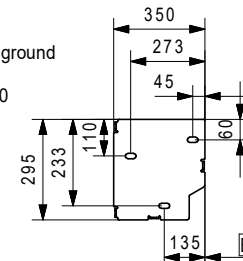
Dim.	mm	Remarks
f	1468	H ≤ 4000
	1818	4000 < H ≤ 5000
	2168	5000 < H ≤ 6000
	2368	6000 < H ≤ 6700
	2468	6700 < H ≤ 7000
n	H - 949	H < 1900
	1455	H ≥ 1900
Q	ca. 80	installation clearance
R	min. 350	installation clearance
B		clear width
H		clear height

Unless otherwise stated, all dimensions are in mm.

spiral cover at B ≤ 4500 mm and H ≤ 4000 mm possible

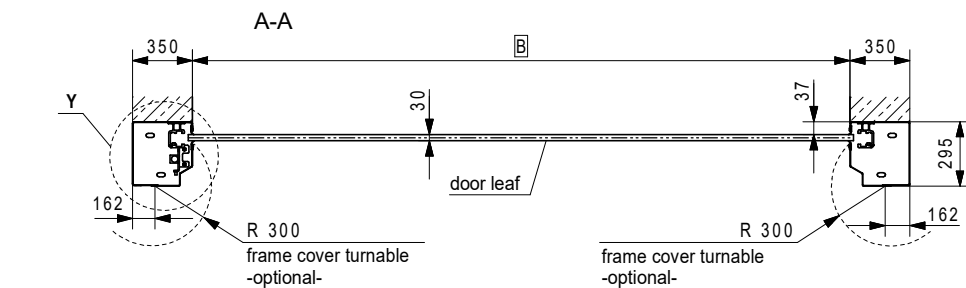
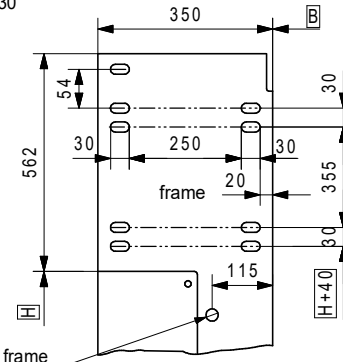
**Detail Y:**

fixing points for ground plate: 3 points  
fixing hole 15x30

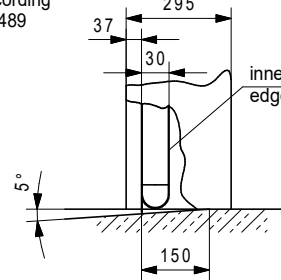


**Detail X:**

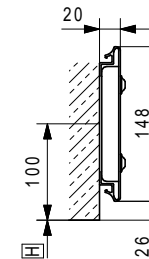
fixing points for frame at least 4 points  
fixing hole 16x30



**Detail W:**  
water drain recommendation floor level according to DIN EN 12489



**Detail D:**  
fixing points for sealing profile 2 points 2x at B/3



Height in cm	Door width in cm						
	120	200	300	400	450	500	600
120							
200							
250							
300							
400							
500							
600							
700							

Weitergabe, Vervielfältigung sowie Verwertung des Inhaltes dieser Zeichnung sind verboten, soweit nichts ausdrücklich vereinbart. Diese Zeichnung ist urheberrechtlich geschützt. ISO 16016

The reproduction, distribution and utilization of this drawing as well as the communication of its contents to third parties without explicit authorisation is prohibited. This drawing is protected by copyright. ISO 16016

Le dessin reste notre propriété. Il n'est pas permis de le multiplier sans notre consentement, ni de soumettre aux autres personnes ni d'abandonner à la concurrence pour quelques intentions. Ce dessin est protégé par le droit d'auteur. ISO 16016

	Date	Name
Drawn	23.06.2025	Ergaver
Appr.		

**EFAFLEX**  
schnelle und sichere Tore  
EFAFLEX Tor- und Sicherheitssysteme GmbH & Co.KG  
Fliederstraße 14  
D-84079 Bruckberg

HIGH-SPEED SPIRAL DOOR  
"S" - Version  
oval spiral

Type:	EFA-SST®-S
Drawing No.:	238 A13
Repl. for:	238 A12