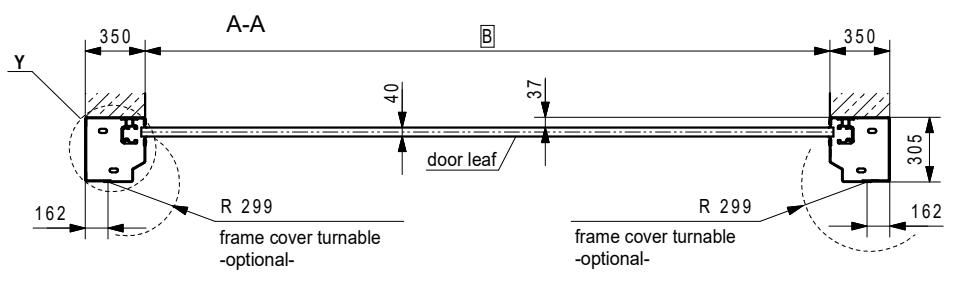
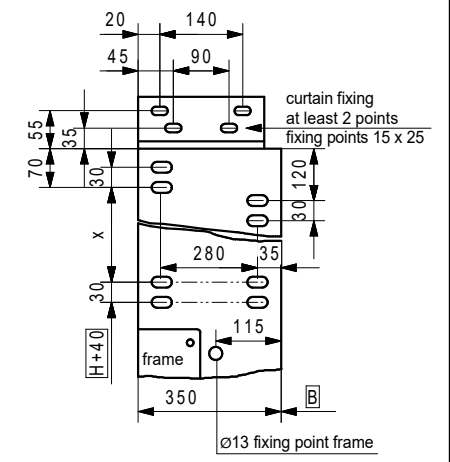


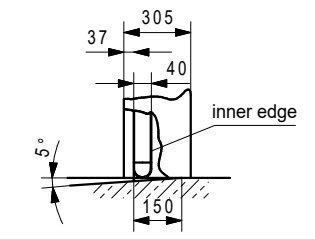
Dim.	mm	Remarks
e	830	$H \leq 3900$
	880	$3900 < H \leq 5000$
	935	$5000 < H \leq 6000$
f	745	$H \leq 3900$
	820	$3900 < H \leq 5000$
	895	$5000 < H \leq 6000$
n	$H - 445$	$H < 1900$
	1455	$H \geq 1900$
x	686	$H \leq 3900$
	736	$3900 < H \leq 5000$
	790	$5000 < H \leq 6000$
K	80	installation clearance top
	150	installation clearance top with cover top
Q	ca. 80	installation clearance
R	min. 350	installation clearance
B		clear width
H		clear height

Unless otherwise stated, all dimensions are in mm.

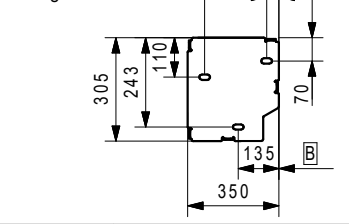
Detail X:
fixing points for frame
2 points each group of holes fixing hole 16 x 30



Detail W:
water drain recommendation
floor level according to DIN EN 12489



Detail Y:
fixing points for ground plate: 3 Points
fixing hole 15x30



Height in cm	Door width in cm					
	120	200	300	400	500	600
120						
200						
300						
400						
500						
600						

Weitergabe, Vervielfältigung sowie Verwertung des Inhaltes dieser Zeichnung sind verboten, soweit nichts ausdrücklich vereinbart. Diese Zeichnung ist urheberrechtlich geschützt. ISO 16016

The reproduction, distribution and utilization of this drawing as well as the communication of its contents to third parties without explicit authorisation is prohibited. This drawing is protected by copyright. ISO 16016

Le dessin reste notre propriété. Il n'est pas permis de le multiplier sans notre consentement, ni de soumettre aux autres personnes ni d'abandonner à la concurrence pour quelques intentions. Ce dessin est protégé par le droit d'auteur. ISO 16016

Date	Name
01.07.2021	Breznikar
Drawn	
Appr.	

EFAPLEX
schnelle und sichere Tore

EFAPLEX Tor- und Sicherheitssysteme GmbH & Co.KG
Fliederstraße 14
D-84079 Bruckberg

HIGH-SPEED TURBO DOOR
"S" - version
round spiral

Type: **EFA-STT®-S**
Drawing No.: **232 A14**
Repl. for: 232 A13