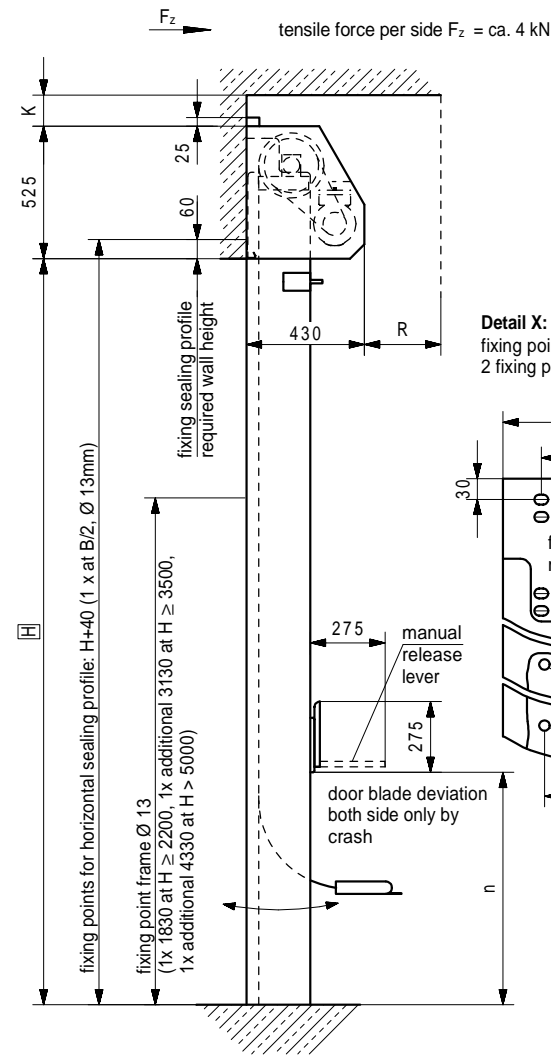
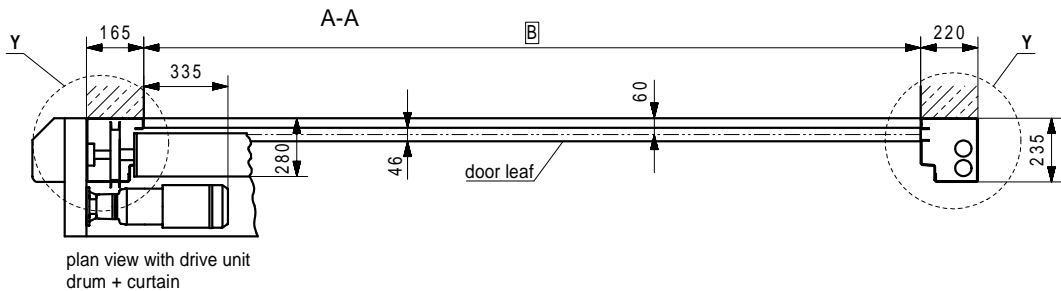
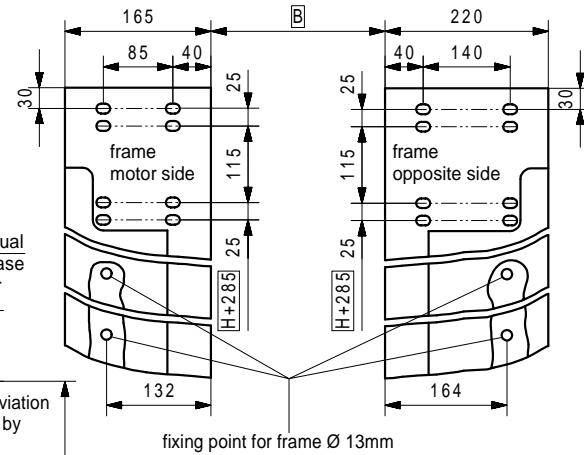


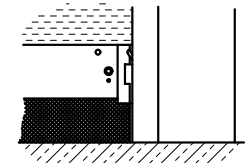
See AZ Control



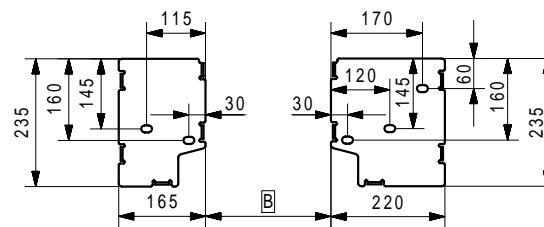
Detail X:
 fixing points for frame
 2 fixing points per group of holes fixing hole 14 x 20



Detail Z:
 view by crash variant



Detail Y:
 fixing points for ground plate
 2 points fixing hole 13 x 20



Height in cm	Door width in cm					
	60	100	200	300	400	500
130						
200						
300						
400						
500						
550						

Dim.	mm	Remarks
n	H - 850	H < 2000
	1150	H ≥ 2000
K	ca. 50	installation clearance
Q	ca. 100	installation clearance
QM	ca. 50	installation clearance
R	min. 500	installation clearance
MVBF		dim. from ground to window
SFH		sight window height
B		clear width
H		clear height

Unless otherwise stated, all dimensions are in mm.
 Dimensions Q, QM with motor rightside reversed!

Weitergabe, Vervielfältigung sowie Verwertung des Inhaltes dieser Zeichnung sind verboten, soweit nichts ausdrücklich vereinbart. Diese Zeichnung ist urheberrechtlich geschützt. ISO 16016

The reproduction, distribution and utilization of this drawing as well as the communication of its contents to third parties without explicit authorisation is prohibited. This drawing is protected by copyright. ISO 16016

Le dessin reste notre propriété. Il n'est pas permis de le multiplier sans notre consentement, ni de soumettre aux autres personnes ni d'abandonner à la concurrence pour quelques intentions. Ce dessin est protégé par le droit d'auteur. ISO 16016

	Date	Name
Drawn	11.03.2025	Breznikar
Appr.		



EFAFLEX Tor- und Sicherheitssysteme GmbH & Co.KG
 Fliederstraße 14
 D-84079 Bruckberg

HIGH-SPEED ROLL-UP DOOR
 Premium - "L" - version
 with door leaf tension

Type:	EFA-SRT®-L Premium
Drawing No.:	271-01 A04
Repl. for:	271-01 A03