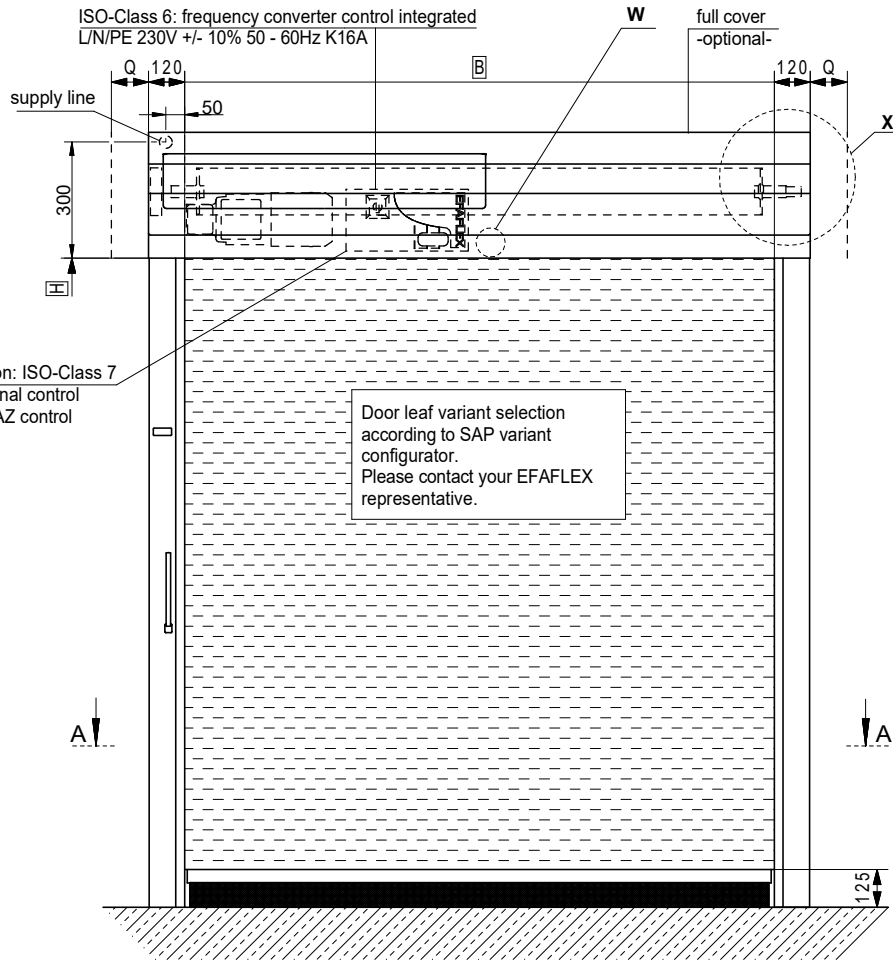
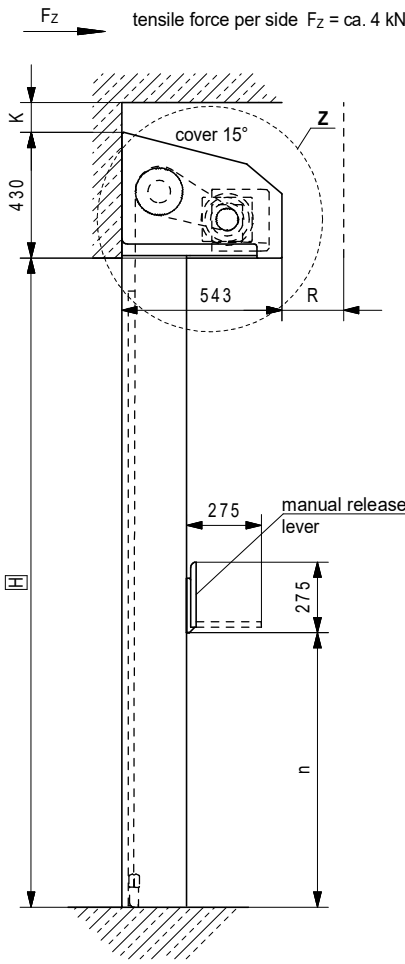


ISO-Class 6: frequency converter control integrated  
L/N/PE 230V +/- 10% 50 - 60Hz K16A

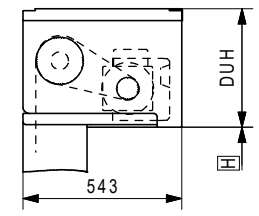


Door leaf variant selection according to SAP variant configurator. Please contact your EFAFLEX representative.

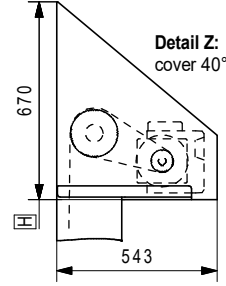
Option: ISO-Class 7 external control see AZ control



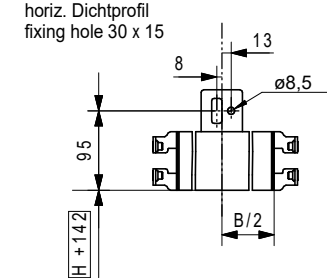
Detail Z: cover 90°



Detail Z: cover 40°

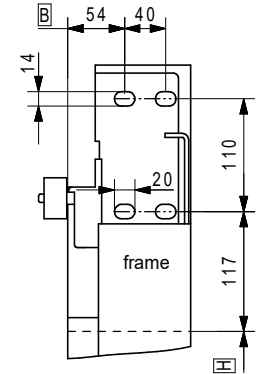


Detail W: fixingpoint for horiz. Dichtprofil

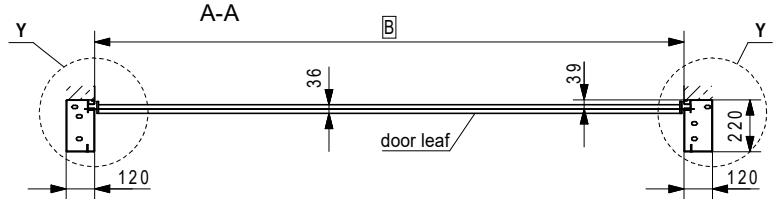
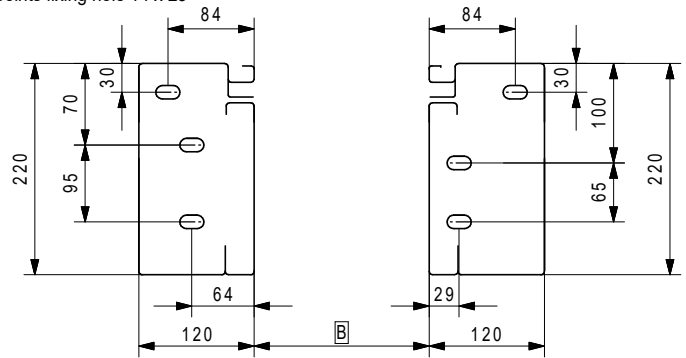


Detail X: fixing points for frame

2 points each group of holes  
fixing holes 14 x 30



Detail Y: fixing point for ground plate  
3 points fixing hole 14 x 25



Height in cm	Door width in cm					
	90	150	200	250	300	350
174						
200						
250						
300						
350						

Dim.	mm	Remarks
n	931	H ≥ 2100 NOTZ = yes
	831	H ≥ 2100 NOTZ = lockable
	H - 1169	H < 2100 NOTZ = yes
	H - 1269	H < 2100 NOTZ = lockable
K	ca. 70	installation clearance
Q	ca. 90	installation clearance
R	min. 300	installation clearance
NOTZ		manual release lever on frame
DUH		ceiling over H with cover up to ceiling 380 ≤ DUH ≤ 1100
B		clear width
H		clear height

Unless otherwise stated, all dimensions are in mm.

Weitergabe, Vervielfältigung sowie Verwertung des Inhaltes dieser Zeichnung sind verboten, soweit nichts ausdrücklich vereinbart. Diese Zeichnung ist urheberrechtlich geschützt. ISO 16016

The reproduction, distribution and utilization of this drawing as well as the communication of its contents to third parties without explicit authorisation is prohibited. This drawing is protected by copyright. ISO 16016

Le dessin reste notre propriété. Il n'est pas permis de le multiplier sans notre consentement, ni de soumettre aux autres personnes ni d'abandonner a la concurrence pour quelques intentions. Ce dessin est protégé par le droit d'auteur. ISO 16016

	Date	Name
Drawn	10.10.2022	Sentjunc
Appr.		

**EFAFLEX**  
schnelle und sichere Tore  
EFAFLEX Tor- und Sicherheitssysteme GmbH & Co.KG  
Fliederstraße 14  
D-84079 Bruckberg

HIGH-SPEED ROLL-UP DOOR  
"Clean Room" - Cosmetic

Type:	EFA-SRT® CR C
Drawing No.:	679 A08
Repl. for:	679 A07